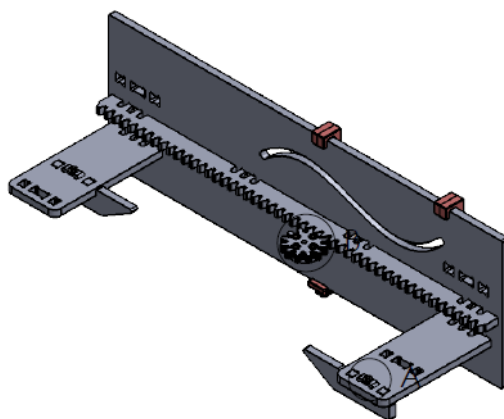
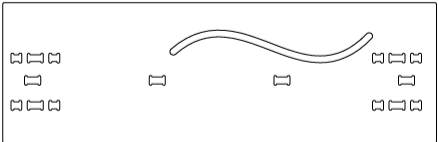
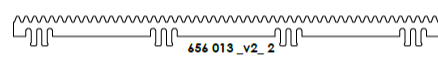
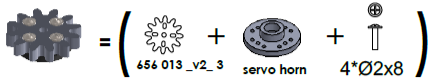
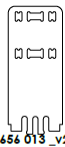





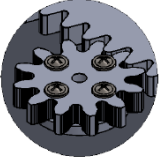
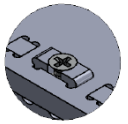
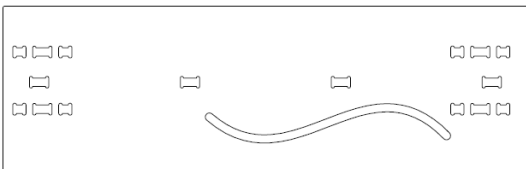
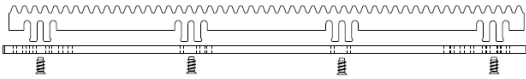
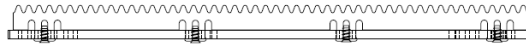



**PORTE ET CREMAILLERE
(POUR PORTAIL COULISSANT ECO)**

Réf. 656 013



1. Composition	2. Montage - Vissage
<p>1 x </p> <p>+ </p> <p>1 x </p> <p>+ </p> <p>2 x </p> <p>+ </p> <p>2 x </p> <p>+ </p> <p>8 x  Ø5x10 mm Screws for Fan. Flat extremity. 平头平扁自攻螺丝</p>	    

3. Mise en situation avec l'interface Plug'Uino



Matériel complémentaire nécessaire pour réaliser le montage ci-dessus :

Pack découverte Plug'Uino Réf. 652 043

Ou

1x Interface Plug'Uino Réf. 650 001

2x Interrupteur fin de course Réf. 651 015

1x Servomoteur 360° Réf. 651 021

4. Nous contacter :

Ce matériel est garanti 2 ans. Pour toutes questions, veuillez contacter :

sav@sciencethic.com

www.sciencethic.com